



GUJCOT TRADE ASSOCIATION

MONTHLY PRESSING REPORT Jun-2024

Dear All Cotton Friends,

Gujcot has collected pressing figures from all ginners and compiled data to serve whole trade. In this mission we get valuable support from many of our trade personalities. We Gujcot team is very thankful to all helping hands, who worked directly or indirectly, with their valuable support, we are able to put real time pressing figures. We thank all Gujarat Ginners for their cooperating with Gujcot team to share their pressing figures. We hope the whole Textile value Chain will be benefitted by these data and will help us in future to achieve our goal to serve our cotton trade.

Report Sponsors:

Click on Sponsor's Logo to visit Sponsor's Website



FIOTEX™  **FIOTEX COTSPIN PVT. LTD.**

LDC  **Louis Dreyfus Company India Pvt. Ltd.**



GUJCOT TRADE ASSOCIATION

MONTHLY PRESSING REPORT Jun-2024

Summary

Gujarat Pressing as on 30th Jun 2024

- **Cumulative Pressing in 170 Kg Bales**

Total Pressing 85,92,623 Bales.

Shankar 6 83,19,978 Bales

V-797 2,72,645 Bales

- **Cumulative Pressing in Running Bales**

Total Pressing 90,16,950 Bales.

Shankar 87,30,841 Bales

V-797 2,86,109 Bales

- **Monthly Pressing in 170 kg Bales**

Total Pressing 4,89,432 Bales

Shankar-6 4,84,137 Bales

V-797 5,295 Bales

Average pressing per day 16,314 Bales

- **Monthly Pressing in Running Bales**

Total Pressing 5,13,601 Bales

Shankar-6 5,08,045 Bales

V-797 5,556 Bales.

Average pressing per day 17,120 Bales

- **Active Ginning Factories during the month**

Saurashtra 218

North Gujarat 43

Main Line 3

Kutch 3



GUJCOT TRADE ASSOCIATION

MONTHLY PRESSING REPORT Jun-2024

Gujcot Trade Association						
Gujarat Pressing Summary 30-Jun-2024						
2023-24	CUMULATIVE PRESSING (IN 170 Kgs)					
	Jun-23	May-24	Jun-24	M/M Change (In Bales)	Y/Y Change (In Bales)	Y/Y Change (In %)
Shankar 6						
Saurashtra	50,82,281	51,40,735	55,69,935	4,29,201	4,87,654	9.60%
North Gujarat	20,69,812	19,14,869	19,56,730	41,862	-1,13,082	-5.46%
Main Line	5,17,951	5,42,986	5,46,226	3,240	28,275	5.46%
Kutch	2,70,460	2,37,252	2,47,086	9,834	-23,374	-8.64%
Total	79,40,504	78,35,841	83,19,978	4,84,137	3,79,474	4.78%
V-797	2,29,097	2,67,351	2,72,645	5,295	43,548	19.01%
Total	81,69,601	81,03,191	85,92,623	4,89,432	4,23,022	5.18%
Remark : Daily Pressing Average 17,120 RB - 16,314 170 Kg Bales						

Pressing in Running Bales						
Zone	As On 30-Jun-2024 (Cumulative)			During Jun 2024 (Monthly)		
	Shankar-6	V 797	Total	Shankar-6	V 797	Total
Saurashtra	58,44,994	4,600	58,49,594	4,50,396		4,50,396
North Gujarat	20,53,359	2,81,509	23,34,868	43,929	5,556	49,485
Main Line	5,73,200		5,73,200	3,400		3,400
Kutch	2,59,288		2,59,288	10,320		10,320
Total	87,30,841	2,86,109	90,16,950	5,08,045	5,556	5,13,601

Season	Till June Pressing in 170 Kgs					Final Pressing	Arrival Percentage	
	Saurashtra	North Gujarat	Main Line	Kutch	Total			
2018-19	51,29,312	28,73,516	5,12,985	3,17,516	88,33,329	90,49,293	97.61%	Final
2019-20	51,42,840	25,92,133	6,39,777	2,81,413	86,56,163	96,45,708	89.74%	Final
2020-21	55,96,884	26,32,927	4,97,915	2,26,763	89,54,488	90,02,326	99.47%	Final
2021-22	48,92,017	18,08,570	4,95,101	2,04,934	74,00,621	74,29,257	99.61%	Final
2022-23	50,85,998	22,95,192	5,17,951	2,70,460	81,69,601	92,61,522	88.21%	Final
2023-24	55,74,319	22,24,992	5,46,226	2,47,086	85,92,623	88,00,000	97.64%	Est.

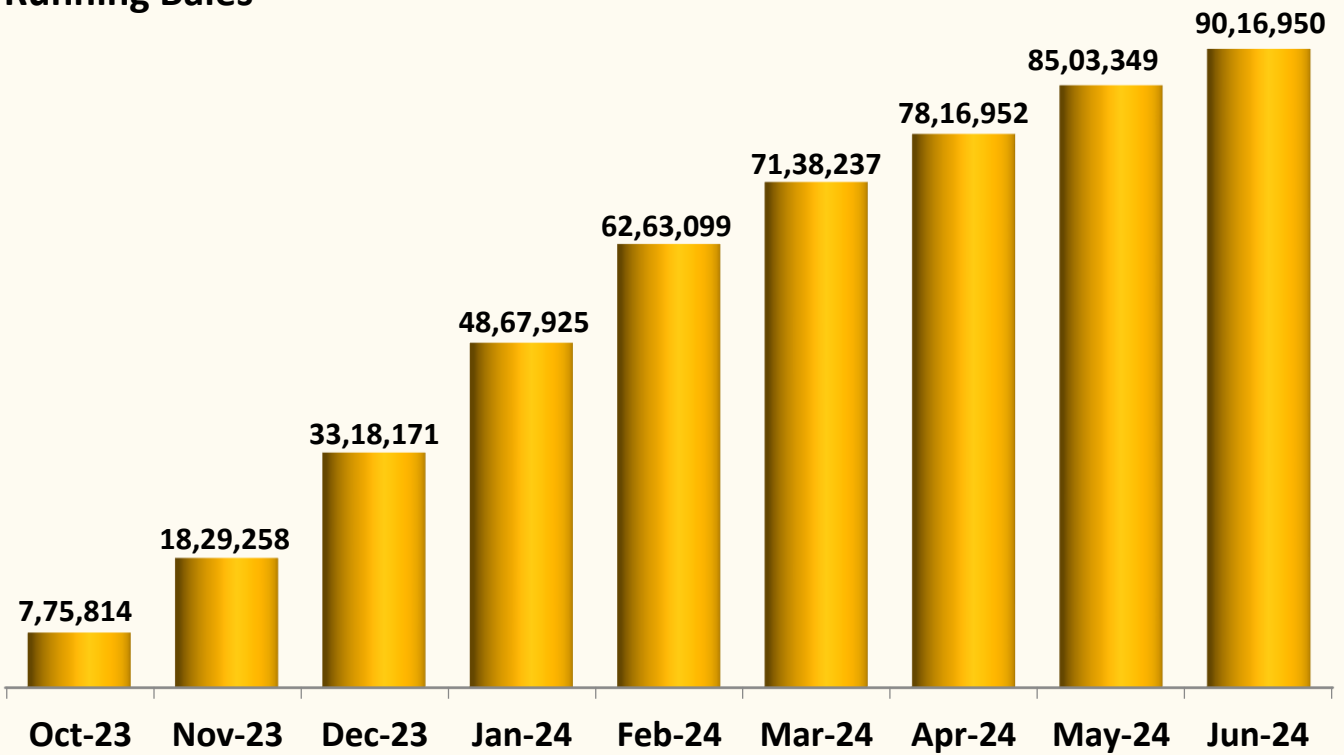


GUJCOT TRADE ASSOCIATION

MONTHLY PRESSING REPORT Jun-2024

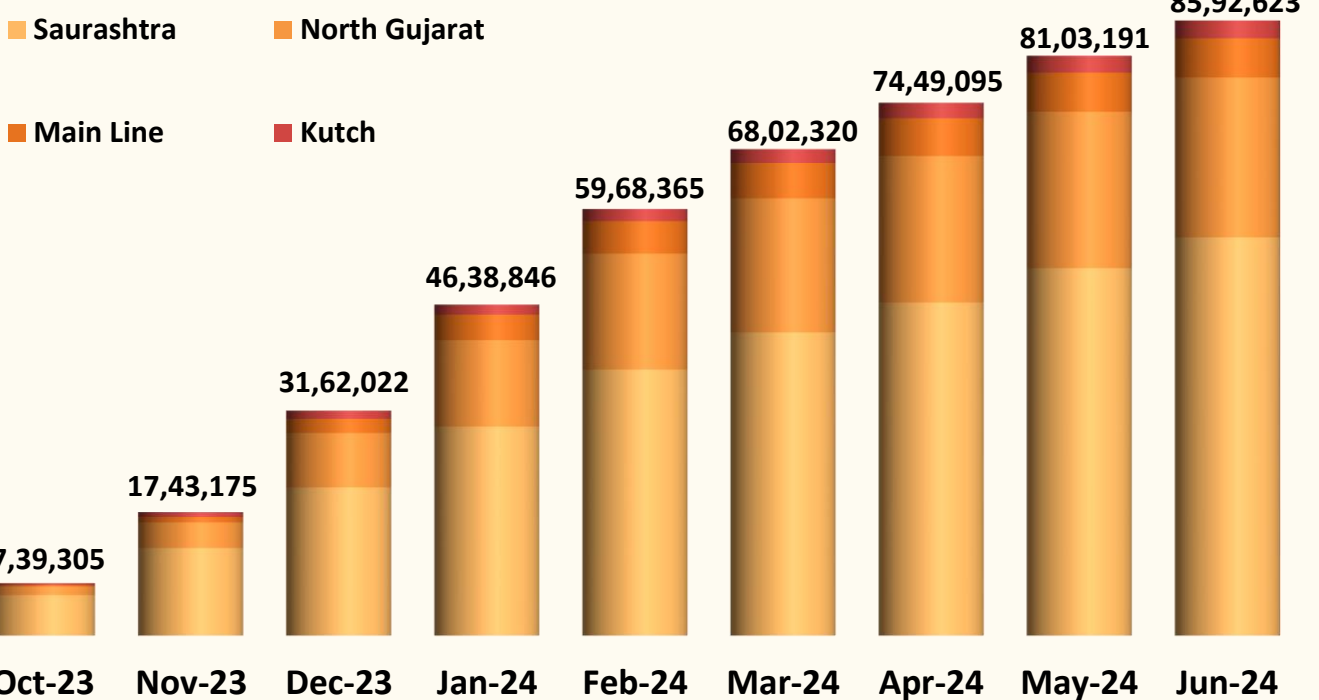
Gujarat Cumulative Cotton Pressing

Running Bales



Gujarat Cumulative Pressing

In 170 Kg Bales

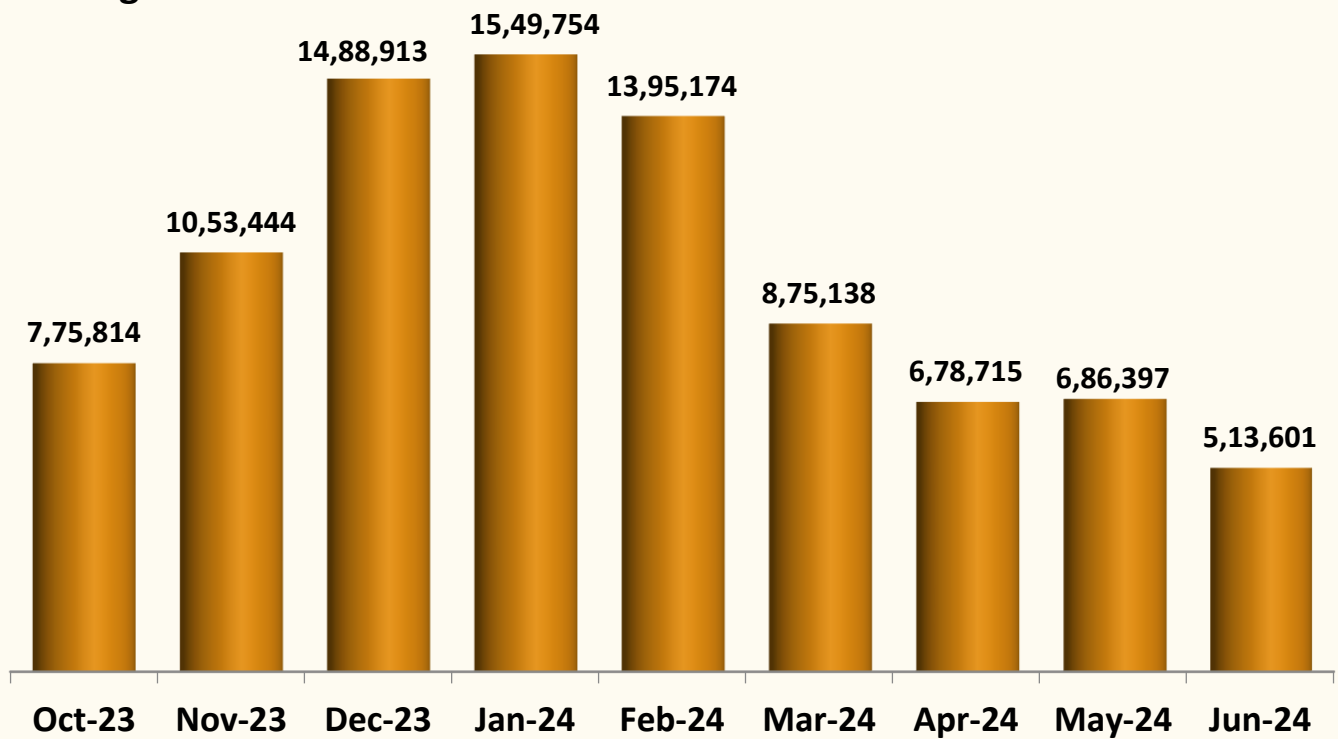




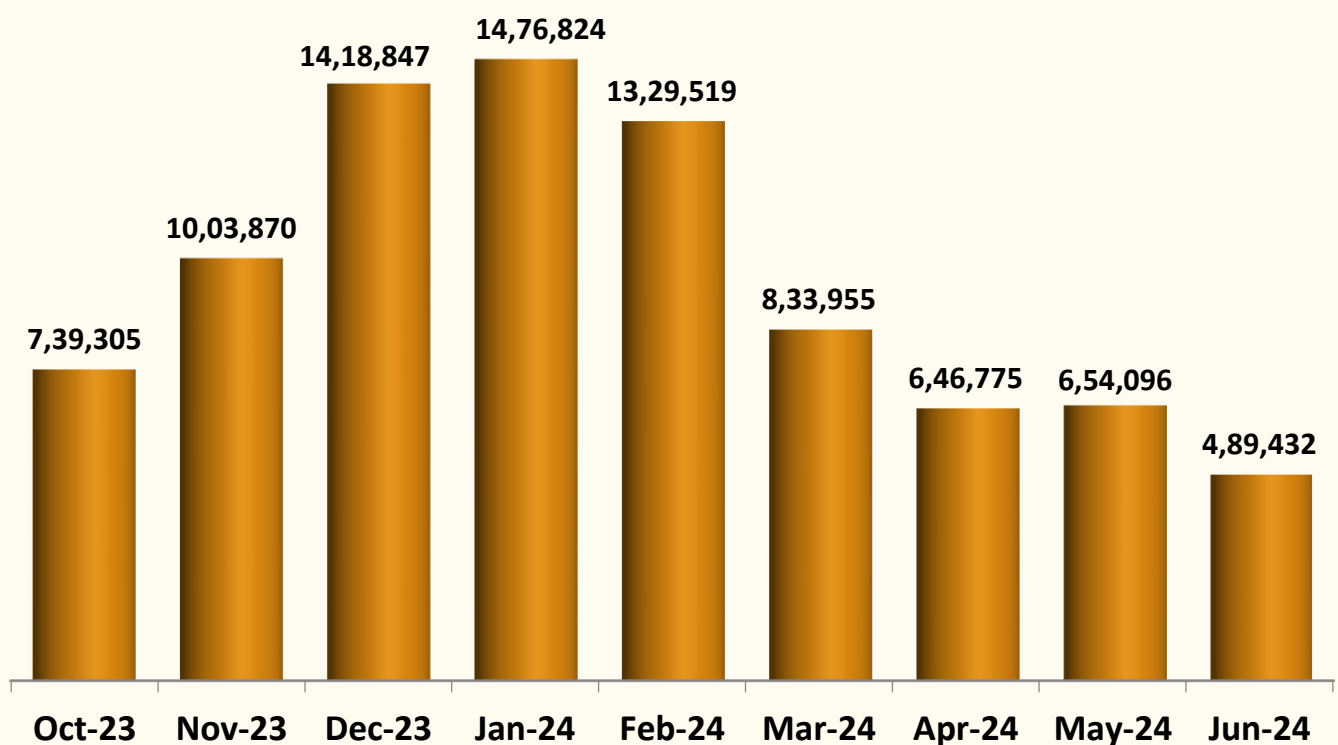
GUJCOT TRADE ASSOCIATION

MONTHLY PRESSING REPORT Jun-2024

Gujarat Monthly Cotton Pressing Running Bales



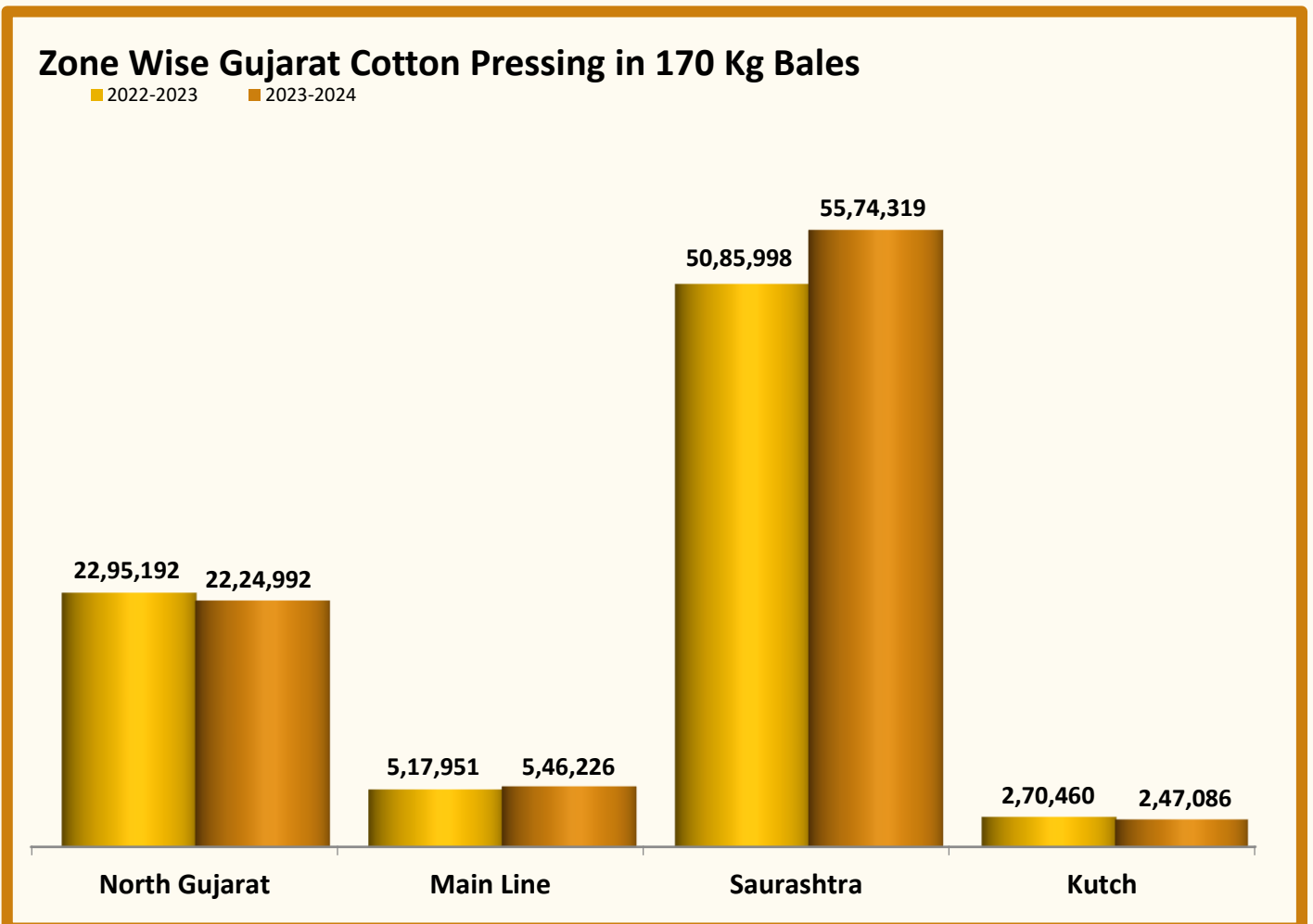
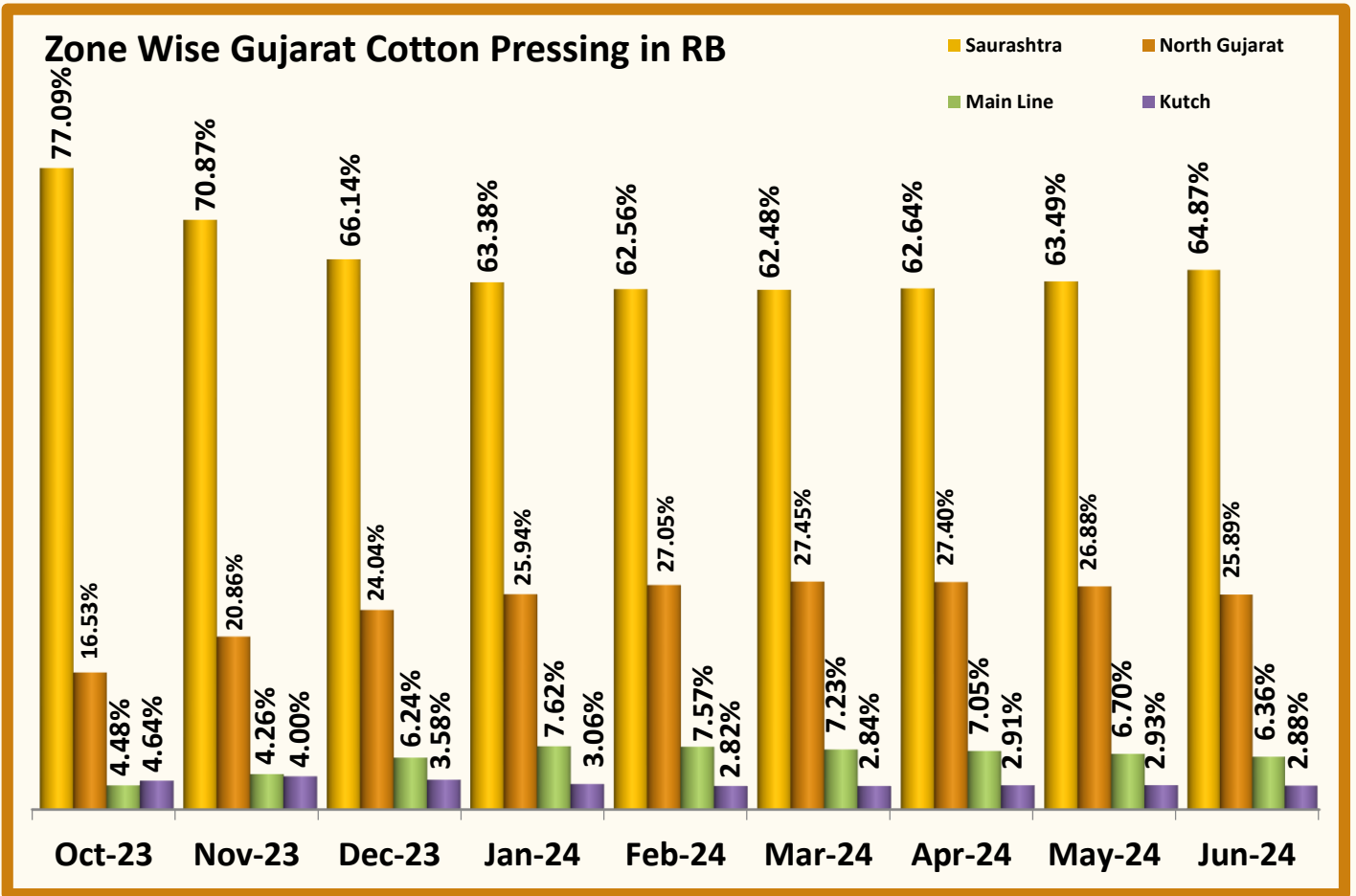
Gujarat Monthly Cotton Pressing 170 Kg Bales





GUJCOT TRADE ASSOCIATION

MONTHLY PRESSING REPORT Jun-2024





GUJCOT TRADE ASSOCIATION

MONTHLY PRESSING REPORT Jun-2024

Saurashtra

Station	Jun-23	May-24	Jun-24	MoM Change	YoY Change	Fact. In Operation	
						Monthly	Seasonal
Amreli	2,91,010	2,31,896	2,63,550	31,654	-27,460	15	20
Babra	2,29,800	2,40,400	2,65,700	25,300	35,900	12	24
Botad	6,53,250	6,84,200	7,33,150	48,950	79,900	29	52
Chotila	1,34,697	1,27,535	1,37,518	9,983	2,821	2	5
Chuda	48,000	32,760	35,250	2,490	-12,750	2	3
Damnagar	6,700	5,000	5,000		-1,700		1
Dhasa	4,09,900	3,45,800	3,79,000	33,200	-30,900	21	39
Dhoraji-Upleta	68,442	1,15,172	1,25,899	10,727	57,457	5	7
Dhrangadhra-Halvad	3,36,681	3,29,030	3,39,300	10,270	2,619	3	14
Gariyadhar	48,000	56,500	62,500	6,000	14,500	4	5
Gondal	1,66,500	1,77,400	1,83,200	5,800	16,700	4	12
Jamkandorna	17,100	6,000	6,000		-11,100		1
Jamnagar-Falla	5,57,750	5,62,835	6,14,885	52,050	57,135	22	27
Jasdan	2,35,100	2,21,974	2,58,724	36,750	23,624	11	14
Jetpur	97,000	82,000	92,500	10,500	-4,500	3	3
Kuvadava	40,500	33,500	34,500	1,000	-6,000	1	2
Lakhtar	16,500	9,810	14,110	4,300	-2,390	1	2
Limbdi	69,300	49,300	52,100	2,800	-17,200	2	5
Mahuva	1,08,875	1,20,095	1,27,995	7,900	19,120	7	13
Manavadar	3,26,961	3,65,800	4,24,517	58,717	97,556	27	34
Morbi	2,00,900	1,63,000	1,63,000		-37,900		9
Palitana	11,000	16,500	17,800	1,300	6,800	1	2
Porbandar	5,000	9,000	9,000		4,000		2
Rajula	45,000	40,000	42,300	2,300	-2,700	2	4
Savarkundala	41,900	32,200	34,900	2,700	-7,000	1	4
Shapar	98,000	1,71,000	1,86,500	15,500	88,500	6	6
Surendranagar	1,89,000	1,46,300	1,55,700	9,400	-33,300	2	4
Talaja	94,550	1,00,600	1,06,200	5,600	11,650	5	13
Tankara-Neknam	3,71,050	4,62,800	4,93,200	30,400	1,22,150	15	24
Targhadi	1,59,600	1,38,600	1,49,600	11,000	-10,000	6	9
Tramba-Sardhar	36,000	30,300	34,500	4,200	-1,500	1	1
Una	57,260	55,000	58,500	3,500	1,240	4	6
Wankaner	1,65,832	2,36,891	2,42,996	6,105	77,164	4	14
TOTAL	53,37,158	53,99,198	58,49,594	4,50,396	5,12,436	218	381



GUJCOT TRADE ASSOCIATION

MONTHLY PRESSING REPORT Jun-2024

North Gujarat							
Station	Jun-23	May-24	Jun-24	MoM Change	YoY Change	Fact. In Operation	
						Monthly	Seasonal
Visnagar	1,04,700	1,16,900	1,21,571	4,671	16,871	3	7
Vijapur-Mansa	3,70,513	3,47,750	3,54,750	7,000	-15,763	5	31
Harij	2,52,461	2,69,998	2,73,870	3,872	21,409	8	20
Radhanpur	36,891	35,950	35,950		-941		6
Idar-Sabarkantha	24,920	30,800	30,800		5,880		7
Idar-Raiya							
Himmatnagar	58,800	23,500	24,500	1,000	-34,300	1	4
Vadali-Sadatpura	25,900	34,600	34,600		8,700		5
Khedbrahma	2,550	7,450	7,450		4,900		6
Kapadwanj	55,060	35,500	35,500		-19,560		3
Viramgam	93,350	77,995	78,599	604	-14,751	2	9
Kadi	12,18,026	11,42,971	11,68,850	25,879	-49,176	18	65
Mandal-Bahucharaji	68,900	76,701	79,535		10,635	1	5
Bavla	19,750	7,000	7,000		-12,750		1
Dholka	18,000	14,000	14,100	100	-3,900	1	4
Dhandhuka	54,543	56,268	59,793	3,525	5,250	4	13
Talod	4,171	8,000	8,000		3,829		2
TOTAL	24,08,535	22,85,383	23,34,868	49,485	-73,667	43	188

LDC Louis Dreyfus Company Louis Dreyfus Company India Pvt. Ltd.



GUJCOT TRADE ASSOCIATION

MONTHLY PRESSING REPORT Jun-2024

Main Line							
Station	Jun-23	May-24	Jun-24	MoM Change	YoY Change	Fact. In Operation	
						Monthly	Seasonal
Karjan	1,22,029	94,000	95,200	1,200	-26,829	1	3
Dabhoi		1,200	1,200		1,200		1
Golagamdi							
Handod	75,800	81,000	81,000		5,200		5
Bodeli	87,000	1,23,900	1,23,900		36,900		8
Kosindra	23,300	26,800	26,800		3,500		2
Pavijetpur	37,500	41,700	41,700		4,200		2
Kaledia	1,30,400	1,25,600	1,27,800	2,200	-2,600	2	5
Palej	16,500	25,000	25,000		8,500		2
Bharuch	3,200	2,500	2,500		-700		1
Mandala	27,300	26,500	26,500		-800		1
Nizar	20,500	18,500	18,500		-2,000		1
Hansot							
Badalpur							
Sinor							
Olpad							
Valiya		2,500	2,500		2,500		1
Samlaya		600	600		600		1
TOTAL	5,43,529	5,69,800	5,73,200	3,400	29,671	3	33

Kutch							
Station	Jun-23	May-24	Jun-24	MoM Change	YoY Change	Fact. In Operation	
						Monthly	Seasonal
Abdasa	23,668	27,548	27,548		3,880		1
Anjar	1,95,748	1,62,280	1,70,480	8,200	-25,268	2	6
Bhuj	23,800	19,440	19,440		-4,360		1
Mandvi	40,600	39,700	41,820	2,120	1,220	1	1
Nakhatrana							
Rapar							
TOTAL	2,83,816	2,48,968	2,59,288	10,320	-24,528	3	9





GUJCOT TRADE ASSOCIATION

MONTHLY PRESSING REPORT Jun-2024

Again Team Gujcot thanks our direct and indirect helpers.

For Data Collection

We are thankful to

Shri Manishbhai - Anjar

Shri Mukeshbhai Purohit

Nileshbhai - Manager SGA

Premjibhai - Manavadar

Kalpeshbhai - Manager

Gujcot Trade Association

For Data Verification

We are thankful to

Shri Jatinbhai - Vijapur

Shri Sujalbhai

Shri Pravinbhai

Shri Jagdishbhai Soni

Shri Chetanbhai Shree Gita Group - Morbi

Shri Kishorbhai - Talaja

Shri Jaytibhai -Botad

Once again thanks to whole Gujarat Cotton value chain for their co-operation.

For, Gujcot Trade Association

Akash Shah

[President]

For, Gujcot Trade Association

Ajay Shah

[Secretary]

Report Sponsors:

[Click on Sponsor's Logo to visit Sponsor's Website](#)



FIOTEX™  FIOTEX COTSPIN PVT. LTD.

LDC  Louis Dreyfus Company India Pvt. Ltd.